HIWIN CONFIDENTIAL
機密文件未經許可，嚴禁複製

TM-2-DA-SB0 Torque Motor

Electrical specifications

Winding code : SB0	Symbol	Unit	Water cooling
Continuous torque	T_c	Nm	1410
Continuous current	I_c	A_{rms}	35.4
Stall torque	T_s	Nm	1146
Stall current	I_s	A_{rms}	28.3
Peak torque(for 1sec.)	T_p	Nm	2820
Peak current(for 1sec.)	I_p	A_{rms}	106
Torque constant	K_t	Nm/Arms	40.53
Electrical time constant	T_e	ms	6.2
Resistance (line to line at 25℃)	R_{25}	Ω	2.6
Inductance (line to line)	L	mH	16
Number of poles	2p		88
Back emf constant (line to line)	K_v	Vrms/rad/s	23.4
Motor constant (at 25℃)	K_m	Nm/√W	20.51
Thermal resistance	R_{th}	K/W	0.021
Thermal sensor			PTC SNM100+SNM130+Pt1000
Max. DC BUS		V_{DC}	750
Inertia of rotor	J	kgm^2	0.53
Thermal time constant	T_{th}	s	110
Max. continuous power dissipation	P_c	W	6898
Max. peak power dissipation	P_p	W	61854
Rated speed(at 600VDC)		rpm	98

Mechanical specifications

	Symbol	Unit	Water cooling
Mass of rotor	M_r	kg	15.8
Mass of stator	M_S	kg	73
Height of stator	H_S	mm	160
Height of rotor	H_R	mm	101
Length of rotor centring fit	H	mm	15
Water temperture difference for Pc	△θ	K	5
Minimum water flow	q	l/min	19.8
Max. pressure drop	△p	bar	3

T-N curve

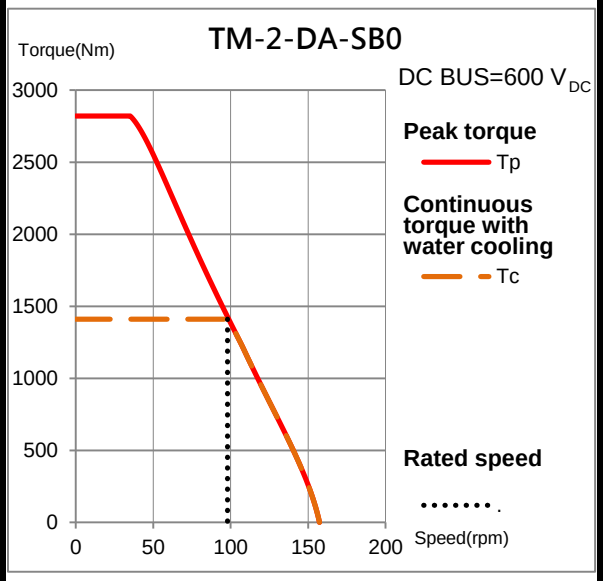

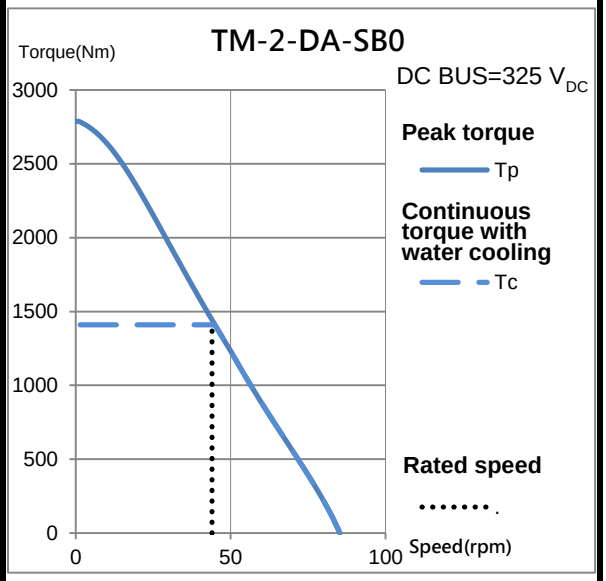

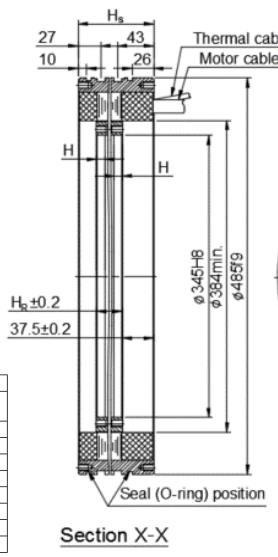

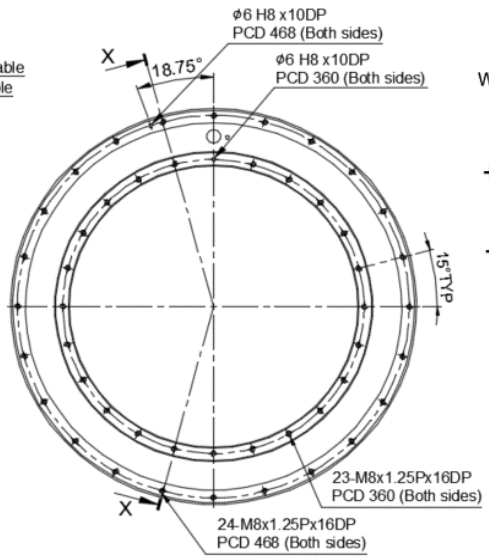

Thermal sensor

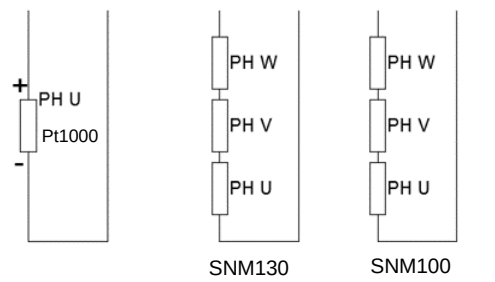

General tolerance mm	
Nominal dimension	Tolerance
~ 6	±0.1
> 6 ~ 30	±0.2
> 30 ~ 120	±0.3
> 120 ~ 300	±0.4
> 300 ~ 600	±0.5
> 600 ~ 1200	±0.8
> 1200 ~ 2400	±1.0
> 2400	±1.5

Motor wire table		
Color or wire no.	Signal	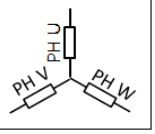
U/L1	PH U	
V/L2	PH V	
W/L3	PH W	
Green/Yellow	GND	

Except dimensions, all the specifications in the table are in ±10% of tolerance

This drawing is only for reference, detail dimensions please refer to approval drawing.

Version: 2.00

Date: 2020/10/23