HIWIN CONFIDENTIAL
機密文件未經許可，嚴禁複製

TM-2-43-LA0 Torque Motor

Electrical specifications

Winding code : LA	Symbol	Unit	Water cooling
Continuous torque	T_c	Nm	90
Continuous current	I_c	A_{rms}	11.4
Stall torque	T_s	Nm	73
Stall current	I_s	A_{rms}	9.1
Peak torque(for 1sec.)	T_p	Nm	172
Peak current(for 1sec.)	I_p	A_{rms}	23.7
Torque constant	K_t	Nm/Arms	8.31
Electrical time constant	T_e	ms	2.8
Resistance (line to line at 25℃)	R_{25}	Ω	5.6
Inductance (line to line)	L	mH	15.8
Number of poles	2p		44
Back emf constant (line to line)	K_v	Vrms/rad/s	4.8
Motor constant (at 25℃)	K_m	Nm/√W	2.86
Thermal resistance	R_{th}	K/W	0.096
Thermal sensor			PTC SNM100+SNM130+Pt1000
Max. DC BUS		V_{DC}	750
Inertia of rotor	J	kgm^2	0.0085
Thermal time constant	T_{th}	s	140
Max. continuous power dissipation	P_c	W	1540
Max. peak power dissipation	P_p	W	6656
Rated speed(at 600VDC)		rpm	409

Mechanical specifications

	Symbol	Unit	Water cooling
Mass of rotor	M_r	kg	1.5
Mass of stator	M_S	kg	6.5
Height of stator	H_S	mm	70
Height of rotor	H_R	mm	31
Length of rotor centring fit	H	mm	10
Water temperture difference for Pc	△θ	K	5
Minimum water flow	q	l/min	4.5
Max. pressure drop	△p	bar	1

T-N curve

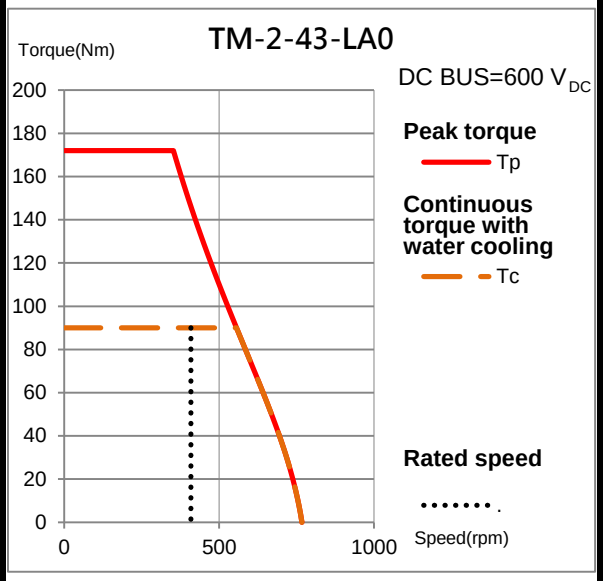

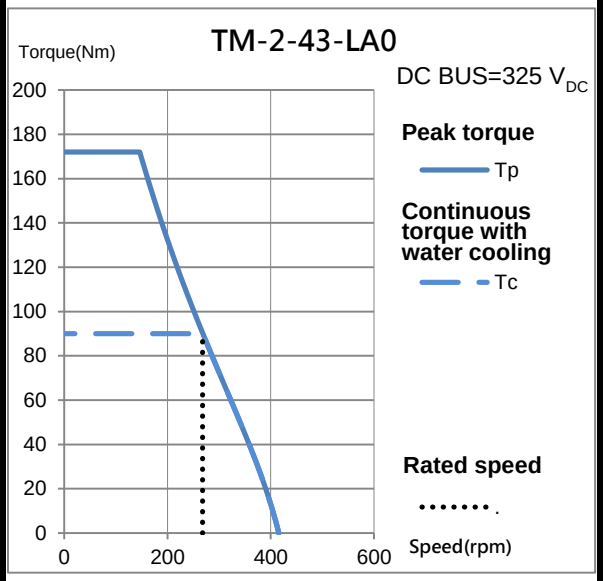

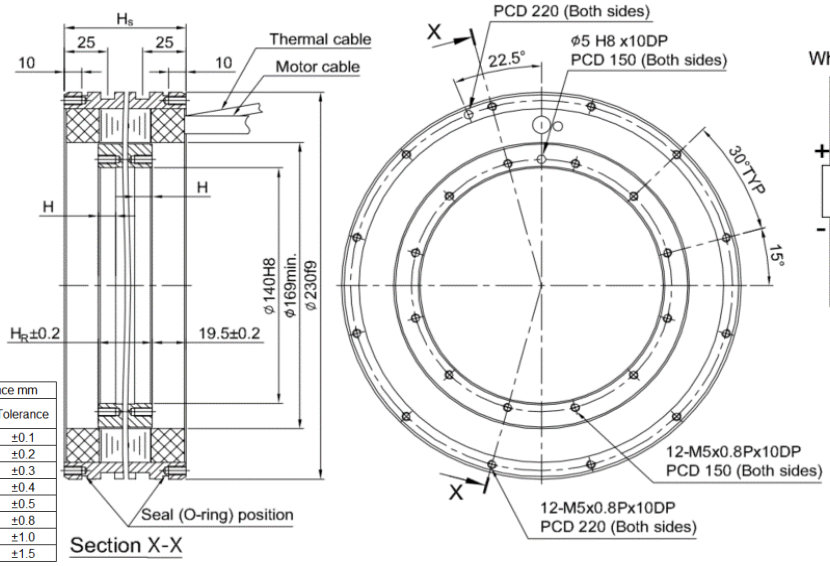

General tolerance mm	
Nominal dimension	Tolerance
~ 6	±0.1
> 6 ~ 30	±0.2
> 30 ~ 120	±0.3
> 120 ~ 300	±0.4
> 300 ~ 600	±0.5
> 600 ~ 1200	±0.8
> 1200 ~ 2400	±1.0
> 2400	±1.5

Thermal sensor

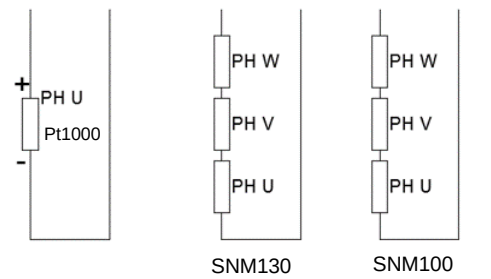

Motor wire table		
Color or wire no.	Signal	
U/L1	PH U	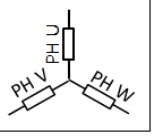
V/L2	PH V	
W/L3	PH W	
Green/Yellow	GND	

Except dimensions, all the specifications in the table are in ±10% of tolerance

Version: 2.00

This drawing is only for reference, detail dimensions please refer to approval drawing.

Date: 2020/10/23

大銀微系統股份有限公司 HIWIN MIKROSYSTEM CORP.